

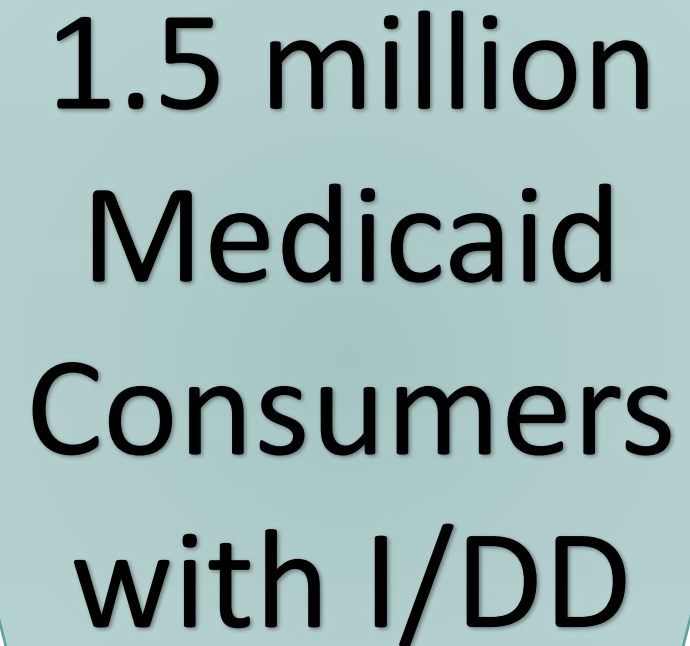
States Medicaid Managed Care I/DD Programs

JUNE 2020

XtraGlobex *Inc.*
Strategic Business Development

Managed Care I/DD

[With the estimated 1.5 million Medicaid consumers](#) with an I/DD, over 358,500 consumers with I/DD were enrolled in a managed long-term services and supports (MLTSS) program over 10 states as of May of 2020. This means approximately 2.1% of the total Medicaid population and 25.4% of I/DD consumers enrolled in a Medicaid program. [This population has 45%](#) with three or more chronic conditions and 35% always have a mental illness.



**1.5 million
Medicaid
Consumers
with I/DD**

Iowa

IA Health Link



Start Date:
2016

Managing Entity:
Multi-State Commercial
MCO's

Population Using Care:

600,000

Roll Out:

All at once

Level of Integration:

Fully Integrated

Role of Case Management:

Required MCOs to contract
with existing case
management

Current Results:

Unsuccessful, major financial losses,
consumers filing lawsuits

Tennessee

*Employment and Community
First CHOICES*



Start Date:
2016

Managing Entity:
Multi-state Commercial
MCO's

Population Using Care:

2,355 (2018)

Roll Out:

Phased

Level of Integration:

Fully Integrated

**Role of Case
Management:**

MCOs provide Supports
Coordination

Current Results:

Very Successful by setting 10 and 30-day goals and prioritizing family supports and community integration

Texas

*STAR+PLUS, Community
First Choice*



Start Date:
1998/2015

Managing Entity:
Multi-State Commercial
MCO's

Population Using Care:

39,042 (2015)

Roll Out:

Phased

Level of Integration:

Partially Integrated

Role of Case Management:

Service Coordination
staffed by MCOs and
available to all

Current Results:

Having success but still need to reduce costs and
improve quality

Kansas

KanCare



Start Date:
2013

Managing Entity:
Multi-State Commercial
MCO's

Population Using Care:
8,954 (2017, I/DD waiver)

Roll Out:
Phased

Level of Integration:
Fully Integrated

Role of Case Management:
CDDO's handle eligibility &
assessment & have MCO
based

Current Results:

Estimated cost savings \$1.7B, underperforming for I/DD.
“The state’s data is so bad, it’s hard to tell if it’s working.”

Arkansas

*PASSE (Provider-led
Arkansas Shared Savings
Entity)*



**Provider-led Arkansas
Shared Savings Entity**

Start Date:
2017

Managing Entity:
Provider-led ACOs (must
be 51% provider owned)

Population Using Care:
28,000 (2018)

Roll Out:
Phased

Level of Integration:
Partially Integrated

**Role of Case
Management:**
Provided by PASSE

Current Results:

A few kinks between Phase 1 and Phase 2 and concerns on a structured timeline are being brought to light.

Wisconsin

Family Care



Start Date:
1998

Managing Entity:
Regional Nonprofit MCOs
for LTSS only

Population Using Care:

49,932 (2019)

Roll Out:

Phased

Level of Integration:

Fully Integrated

Role of Case Management:

IRIS - gives you freedom to
decide what services you
want

Current Results:

Success from the slow roll out and learning from
their mistakes. Flexible Programs also created
success.

Michigan

Managed Specialty Services and Supports



Start Date:
1998

Managing Entity:

Local PIHPs

Population Using Care:

45,371 (2016)

Roll Out:

Phased

Level of Integration:

Fully Integrated

Role of Case Management:

Provided through CMSHPs or contracted out to private sector

Current Results:

Counties have different expectations and that can lead to inconsistencies. State support has led to positive person-centered approaches.

Arizona

Arizona Long-Term Care System



Start Date:
1988

Managing Entity:
Division of
Developmental
Disabilities (State run)

Population Using Care:

66,669 (2019)

Roll Out:

Phased

Level of Integration:

Fully Integrated

Role of Case Management:

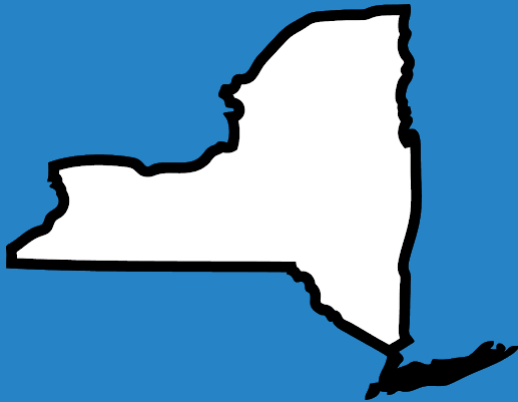
Handled through DDD

Current Results:

96.6% of all Medicaid LTSS \$ for I/DD we delivered in Home and Community Based Settings. Structure presented low reimbursement rates, little growth, etc.

New York

*Home Health/Care
Coordination Org.
(HH/CCOs)*



Start Date:
2016

Managing Entity:
Regional I/DD HH/CCOs

Population Using Care:

120,000 (2020)

Roll Out:

Phased

Level of Integration:
Partially Integrated – still
emerging

Role of Case Management:

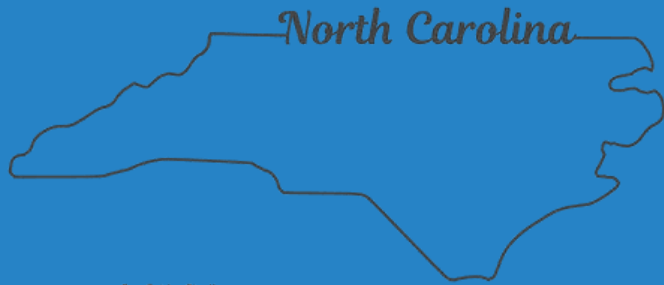
Entities with minimum 51%
non profit for capitated
rate

Current Results:

Still too early to gauge results,
enrollment has been voluntary since July 2018

North Carolina

*North Carolina
LMEs/MCOs*



Start Date:

2005, 2013 full

Managing Entity:

Local PIHPs

Population Using Care:

321,511 (2017) / 18,007
I/DD

Roll Out:

Phased

Level of Integration:

Fully Integrated

**Role of Case
Management:**
North Carolina
LMEs/MCOs

Current Results:

Lack of consistency and standardization but was able to create strong provider network.

Takeaways

Time / Phased Roll Out



Simplification of Case Management



Multi-State MCOs aren't always the answer



New Programs are offering unique alternatives



Local/Regional programs can be beneficial



Provider-led care is the future of I/DD Managed Care



Onward!

www.theVBPblog.com
www.XtraGlobex.com

XtraGlobex Inc.
Strategic Business Development

1700 Market St, STE 1005, Philadelphia, PA 19103

Fady.sahhar@xtraglobex.com (856)397-5040